



Suggestions: Cut out and use as a graphic. Or, cut into rectangles or strips to use as a puzzle.





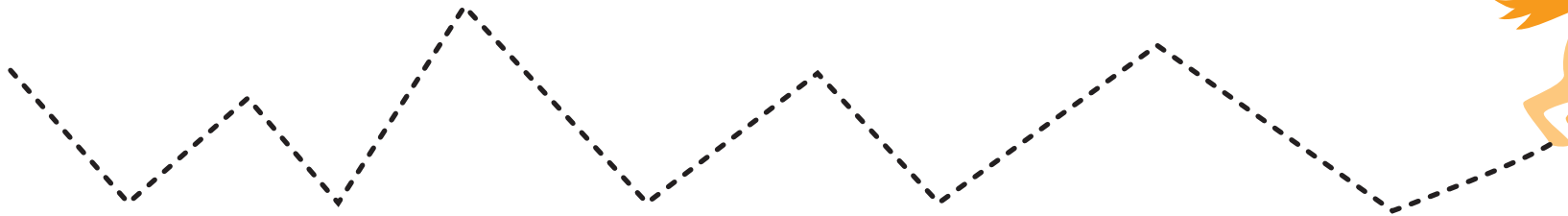





H is for horse

Suggestions: Use for rainbow writing or playdough mat. Glue scraps of paper, pom-poms, pictures of items starting with the letter, or other materials. Color or paint.













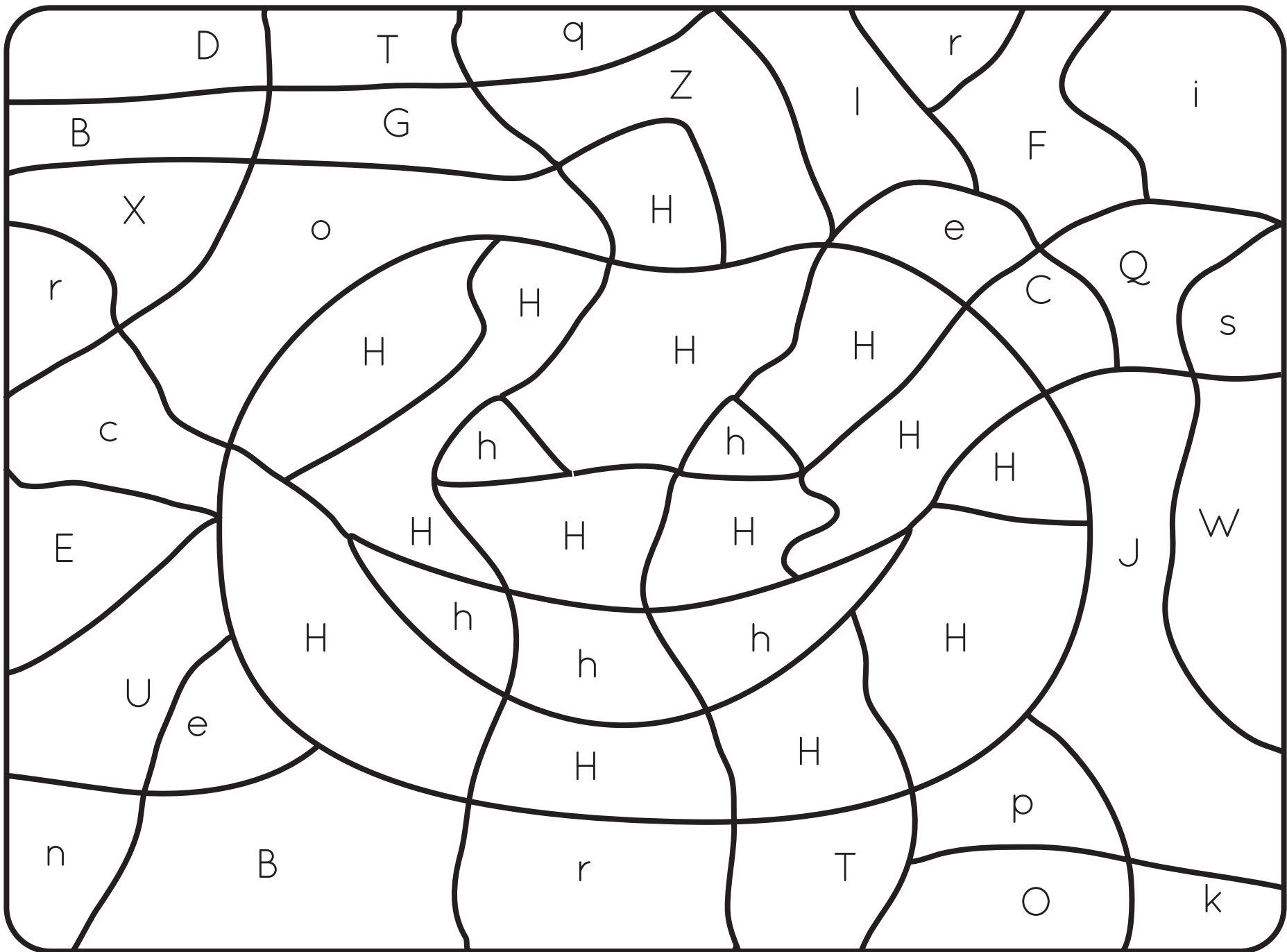
Suggestions: Trace the lines from left to right.








Suggestions: Cut out the cards. Count the number of cupcakes on each card. Include the numbers for younger children for number recognition, or cut them off for older children.

| | | | | |
|--|--|---|--|--|
|  |  |  |  |  |
| 1 | 2 | 3 | 4 | 5 |
|  |  |  |  |  |
| 6 | 7 | 8 | 9 | 10 |






Suggestions: Cut on thin black lines, then cut each picture into two parts like the examples below.



horse



hen



heart



honey




house



hamburger



Suggestions: Cut out cards. Find words that start with E.



horse



house




farm



honey



hand




duck




heart




hammer




honey badger




hen




axe



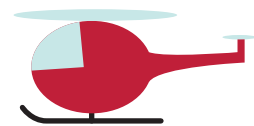
carrot



turtle



bass



helicopter